



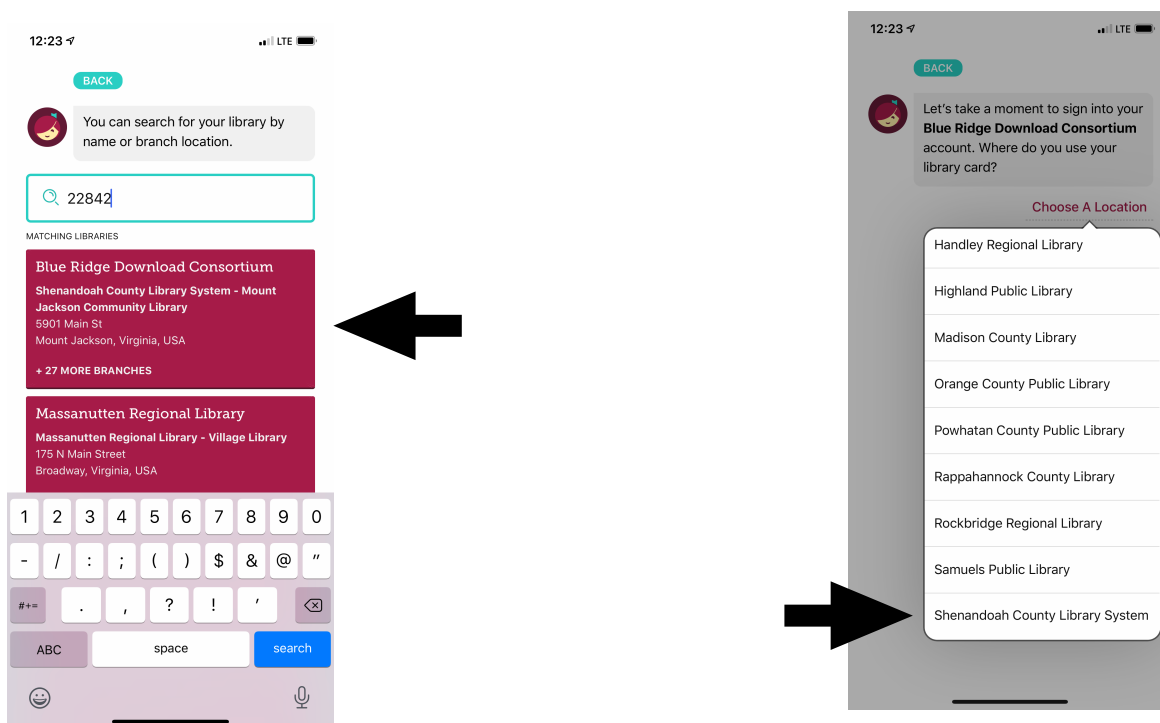
## Introduction to Libby

### *What is Libby?*

Libby is an app by OverDrive that allows you to borrow ebooks and audiobooks easily from the Shenandoah County Library. Download to your phone or tablet by visiting your device's app store. Alternately, you may visit the Web version of the app by navigating to [www.libbyapp.com](http://www.libbyapp.com). **(Kindle Fire devices do not yet support the Libby app. Download the "OverDrive Media Console" app from the Amazon App Store instead).**

### *How do I sign up?*

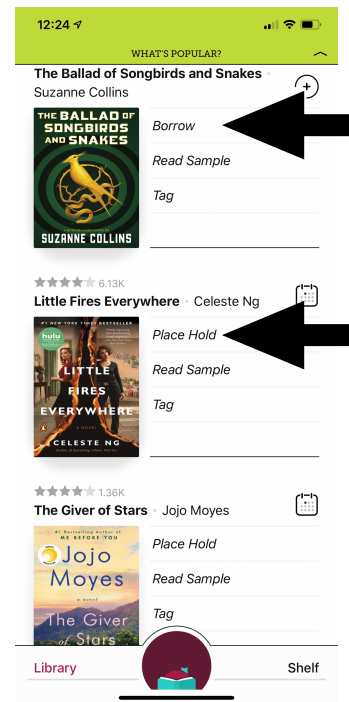
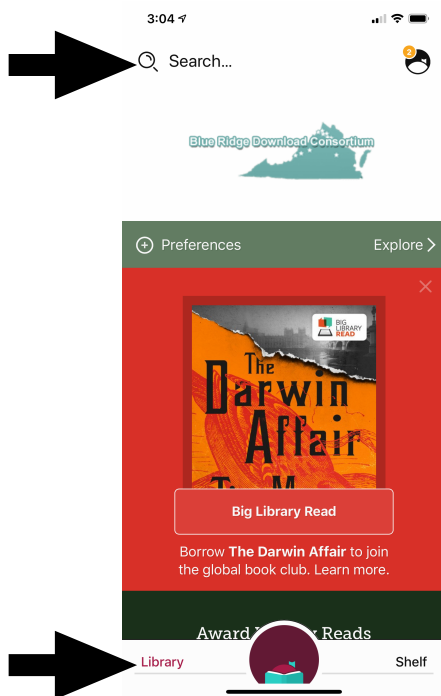
Once you've downloaded the app or visited the Libby Web site, follow the prompts asking for your location information, and select "Blue Ridge Download Consortium" and "Shenandoah County Library System" when these options are offered. (See below).



Enter your Shenandoah County Library card number when prompted.

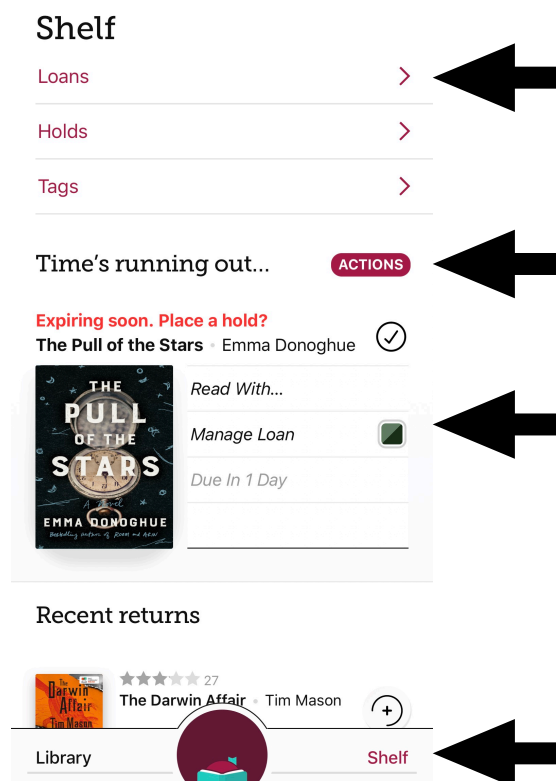
### *How do I checkout ebooks and audiobooks?*

Be sure to select "Library" in the bottom-left corner of the screen. Use the search box to locate specific authors or titles, and click "Explore" to browse by subject, genre, format, or popularity. Select "Borrow" to checkout the title or "Place Hold" to add your name to the reserve list. (See next page).



***How do I access ebooks and audiobooks I have checked out?***

Be sure to select “Shelf” in the bottom-right corner of the screen. Touch or click “Loans” to locate items that are checked out, then touch or click an item’s cover to open it within the app. Select “Read With...” to send the title to a Kindle or other device. Select “Manage Loan” to return or renew the item. Select the “Actions” button to change how the ebook or audiobook is downloaded to your device.



***How do I view or manage holds that I've placed on items?***

Be sure to select "Shelf" in the bottom-right corner of the screen. Touch or click "Manage Hold" to cancel or suspend the hold.

